



THE 2-YEAR SCULPTRA® GLOW^{1-3*}

*Actual patient.
Individual results may vary.*

A LONG-LASTING
SOLUTION
TO HELP IMPROVE
FACIAL SKIN QUALITY¹⁻⁴


SCULPTRA®
by GALDERMA

*95% of patients (clinical trial participants) had improved skin glow 2 years after Sculptra treatment, when injected into the cheek region.

Sculptra is intended for use in people with healthy immune systems as a one-time treatment regimen of up to 4 injection sessions that are scheduled about 3 to 4 weeks apart. Sculptra is for the correction of shallow to deep nasolabial fold contour deficiencies, fine lines and wrinkles in the cheek region, and other facial wrinkles.

Please see full Important Safety Information on page 11.



DID YOU KNOW YOUR BODY LOSES COLLAGEN AND ELASTIN AS YOU AGE?

When it comes to our skin, both collagen and elastin play important roles in keeping our skin looking youthful.^{1,4,5} Loss of collagen causes the structure beneath the skin's surface to weaken, creating lines, wrinkles, and volume loss.⁶⁻⁸

Elastin is another important naturally occurring protein that helps skin stretch and bounce back to its original shape. As our skin loses elastin, we're more prone to wrinkles and sagging.⁵

WE LOSE ABOUT 1% OF COLLAGEN PER YEAR AFTER AGE 20⁹


BY AGE 40

Up to **20%** collagen loss⁶



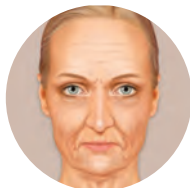
BY AGE 50

Up to **30%** collagen loss⁶



BY AGE 60

Up to **40%** collagen loss⁶



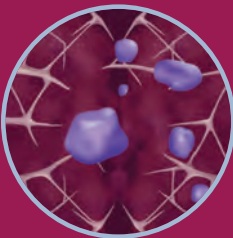
NOT ANOTHER FILLER

Sculptra® works differently than traditional hyaluronic acid (HA) fillers that work to fill in lines, wrinkles, and folds.^{3,4} **Sculptra helps regenerate the skin's own natural collagen and elastin production, gradually restoring a more youthful-looking appearance.**^{4,10-12}

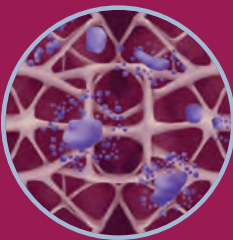
DISCOVERING THE SCULPTRA DIFFERENCE

So, how does Sculptra work?


The poly-L-lactic acid (PLLA-SCA) within Sculptra helps form a framework underneath the skin that helps support and maintain the skin's inner structure.^{3,4,12}



SCULPTRA IS INJECTED IN THE SKIN



SCULPTRA HELPS REGENERATE NEW COLLAGEN AND ELASTIN ^{1,4,10,13}



NATURAL COLLAGEN AND ELASTIN HELP IMPROVE THE SKIN'S STRUCTURE AND ELASTICITY^{1,4,10,11}

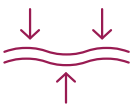
The most common adverse events after initial treatment include injection-site swelling, tenderness, redness, pain, bruising, bleeding, itching, and lumps.

SCULPTRA® HELPS IMPROVE
WRINKLES AND OVERALL
SKIN QUALITY²⁻⁴

WHEN INJECTED INTO THE CHEEK
AREA, SCULPTRA HELPS TO:



SMOOTH
88% of patients* had improved
skin tightness 2 years after
Sculptra treatment^{2†}



FIRM
89% of patients* agreed they
had improved skin firmness
2 years after Sculptra treatment^{2††}



GLOW
95% of patients* had improved
skin glow 2 years after Sculptra
treatment^{2†§}



TIGHTEN
86% of patients* had improved
jawline contour^{2¶}



Actual patient.
Individual results may vary.

CHLOE, 39 | 3 VIALS

Treated with Sculptra 8 mL reconstitution + 1 mL 2% lidocaine,
injected in the broader cheek area. Individual results may vary.

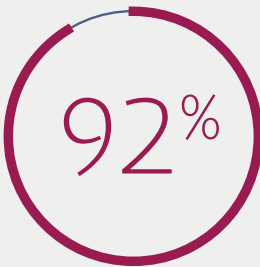


Before



6 Months After

SELF-CONFIDENT AND REFRESHED²



of patients* **both had
improved self-confidence
and agreed their skin
looked more refreshed**
2 years after treatment
when injected into the
cheek region^{||}

*Patients=clinical trial participants.
†When injected in the cheek region.
†Response of "excellent," "very good," "good," or "satisfactory" on questionnaire.
§95% of patients (clinical trial participants) had improved skin glow 2 years after
Sculptra treatment, when injected into the cheek region.
¶Clinical trial investigators answered the question, "Is the jawline contour improved?"
||Percentage of subjects who responded with "strongly agree" or "agree"
on questionnaire.

SCULPTRA® DELIVERS
NATURAL-LOOKING
RESULTS THAT CAN
LAST UP TO 2 YEARS^{2,3,13}

ELISSA, 48 | 5 VIALS

Treated with Sculptra 5 mL
reconstitution injected
in the nasolabial folds
and other facial wrinkles.
Individual results may vary.



Before



1 Year After



25 Months After

CHRISTIAN, 44 | 3 VIALS

Treated with Sculptra
8 mL reconstitution + 1 mL
2% lidocaine, injected in
the broader cheek area.
Individual results may vary.



Before



6 Months After



1 Year After

SCULPTRA WORKS IN THESE AREAS
TO HELP RESTORE YOUR COLLAGEN
AND ELASTIN^{1,3,4,10,11}:

CHEEK WRINKLES

SMILE LINES

MARIONETTE LINES

6 Please see full Important Safety Information on page 11.



Actual patient.
Individual results
may vary. 7

FREQUENTLY ASKED QUESTIONS

Q: WHAT IS SCULPTRA®?

As the first—and original—injectable collagen stimulator containing microparticles of biocompatible and biodegradable poly-L-lactic acid (PLLA-SCA), Sculptra helps restore facial skin structure, providing long-lasting skin improvement.^{3,4,12,14}

Q: HOW MANY TREATMENTS WILL I NEED?

On average, patients will have 3 treatment sessions over the course of a few months. The number of injections at each session will vary based on the treatment plan determined by you and your aesthetic professional.³

Q: WHEN WILL I SEE RESULTS?

Most clinical study participants saw results as soon as 1 month, with sustained results for up to 2 years. Work with your aesthetic professional on a treatment plan. Typical treatment is 3 sessions spaced 3 to 4 weeks apart.^{2,3,15}

Q: HOW SOON AFTER TREATMENT CAN I WEAR MAKEUP?

If there are no complications, you may apply makeup several hours after treatment. Be sure to consult your doctor after treatment.³



Actual patient.
Individual results may vary.

AFTER TREATMENT TIPS

The **5-5-5 METHOD** is used to massage the treated area in order to evenly distribute Sculptra³



5 MINUTE
massage



5 TIMES
a day



5 DAYS
in a row



HAVE MORE QUESTIONS?
Visit [SculptraUSA.com](https://www.SculptraUSA.com)



ASPIRE
GALDERMA REWARDS
Download the ASPIRE rewards app
or visit [ASPIRERewards.com](https://www.ASPIRERewards.com)

SCULPTRA® HAS A PROVEN SAFETY PROFILE

Sculptra is well-tolerated and has
a proven safety profile with over
15 years of clinical aesthetic use.^{3,16,17}



The most common
adverse events after
initial treatment include
injection-site swelling,
tenderness, redness,
pain, bruising, bleeding,
itching, and lumps.

Actual patient.
Individual results may vary.

10

Important Safety Information

Sculptra® (injectable poly-L-lactic acid [PLLA-SCA]) is indicated for correction of shallow to deep nasolabial fold contour deficiencies, fine lines and wrinkles in the cheek region, and other facial wrinkles.

Sculptra should not be used by people that are allergic to any ingredient of the product or have a history of keloid formation or hypertrophic scarring. Safety has not been established in patients who are pregnant, lactating, breastfeeding, or under 18 years of age.

Sculptra has unique injection requirements and should only be used by a trained healthcare practitioner. Contour deficiencies should not be overcorrected because they are expected to gradually improve after treatment.

Sculptra should not be injected into the blood vessels as it may cause vascular occlusion, infarction, or embolic phenomena. Use at the site of skin sores, cysts, pimples, rashes, hives, or infection should be postponed until healing is complete. *Sculptra* should not be injected into the red area (vermillion) of the lip or in the peri-orbital area.

The most common side effects after initial treatment include injection site swelling, tenderness, redness, pain, bruising, bleeding, itching, and lumps. Other side effects may include small lumps under the skin that are sometimes noticeable when pressing on the treated area. Larger lumps, some with delayed onset with or without inflammation or skin discoloration, have also been reported.

Sculptra is available only through a licensed practitioner. Complete Instructions for Use are available at www.SculptraUSA.com.

REFERENCES:

1. Bohnert K, Dorizas A, Lorenc P, Sadick NS. Randomized, controlled, multicentered, double-blind investigation of injectable poly-L-lactic acid for improving skin quality. *Dermatol Surg*. 2019;45:718-724.
2. Data on file. 43USSA1812EXT Clinical study report. Fort Worth, TX: Galderma Laboratories, L.P., 2022.
3. Sculptra. Instructions for Use. Galderma Laboratories, L.P., 2023.
4. Goldberg D, Guana A, Volk A, Daro-Kaftan E. Single-arm study for the characterization of human tissue response to injectable poly-L-lactic acid. *Dermatol Surg*. 2013;39(6):915-922.
5. Trębacz H, Barzycka A. Mechanical properties and functions of elastin: an overview. *Biomolecules*. 2023;13(3):574.
6. Oikarinen A. Aging of the skin connective tissue: how to measure the biochemical and mechanical properties of aging dermis. *Photodermatol Photoimmunol Photomed*. 1994;10:47-52.
7. Shin JW, Kwon SH, Choi JY, et al. Molecular mechanisms of dermal aging and antiaging approaches. *Int J Mol Sci*. 2019;20(9):2126.
8. Vleggaar D, Fitzgerald R. Dermatological implications of skeletal aging: a focus on suprapariosteal volumization for perioral rejuvenation. *J Drugs Dermatol*. 2008;7(3):209-220.
9. Shuster S, Black MM, McVitie E. The influence of age and sex on skin thickness, skin collagen and density. *Br J Dermatol*. 1975;93(6):639-643.
10. Waibel J, Nguyen TQ, Le JHTD, et al. Gene analysis of biostimulators: poly-L-lactic acid triggers regeneration while calcium hydroxylapatite induces inflammation upon facial injection. *J Drugs Dermatol*. 2025;24(1):34-40. doi:10.36849/JDD.8464
11. Arruda S, Prieto V, Shea C, Swearingen A, Elmadany Z, Sadick NS. A clinical histology study evaluating the biostimulatory activity longevity of injectable poly-L-lactic acid for facial rejuvenation. *J Drugs Dermatol*. 2024;23(9):729-734. doi:10.36849/JDD.8057
12. Fitzgerald R, Bass LM, Goldberg DJ, Graivier MH, Lorenc ZP. Physiochemical characteristics of poly-L-lactic acid (PLLA). *Aesthet Surg J*. 2018;38(suppl_1):S13-S17.
13. Fitzgerald R, Vleggaar D. Facial volume restoration of the aging face with poly-L-lactic acid. *Dermatol Ther*. 2011;24(1):2-27.
14. Bergeret-Galley C. Comparison of resorbable soft tissue fillers. *Aesthet Surg J*. 2004;24:33-46.
15. Data on file. 43USSA1812 Clinical study report.
16. Narins RS, Baumann L, Brandt FS, et al. A randomized study of the efficacy and safety of injectable poly-L-lactic acid versus human-based collagen implant in the treatment of nasolabial fold wrinkles. *J Am Acad Dermatol*. 2010;62(3):448-462.
17. Data on file. MA-47133.

11


SCULPTRA®

*Actual patient.
Individual results may vary.*



BEST COLLAGEN-
STIMULATING INJECTABLE

FOLLOW MORE
ON SCULPTRA



LEARN MORE AT
[SculptraUSA.com](https://www.SculptraUSA.com)

GALDERMA

EST. 1981

© 2025 Galderma Laboratories, L.P.

All trademarks are the property of their respective owners. US-SCU-2500015

Please see full Important Safety Information on page 11.